

## Pressure Transmitter

# ATM/F - Hygienic Pressure Transmitter



### CUSTOMER BENEFITS

- Welded and compact design for washdowns without residuals
- Surface roughness of flush process connection  $R_a \leq 0.4$  for highest hygienic standards
- Demountable electrical connector option allow adjustment of zero and span setting in the field
- Fast customization thanks to modular product design
- Short response times suitable for dynamic pressure measurements

# Technical Specifications

## PRESSURE MEASURING RANGE (BAR)

	0.1 ... 0.5	> 0.5 ... 2	> 2 ... 25
Overpressure	3 bar	3 x FS ( $\geq 3$ bar)	3 x FS
Burst pressure, (1)	> 200 bar	> 200 bar	> 200 bar
Accuracy, (2), ( $\pm$ % FS)	$\leq 0.5 / \leq 0.25$	$\leq 0.5 / \leq 0.25 / \leq 0.1$	$\leq 0.5 / \leq 0.25 / \leq 0.1$
Thermal shift ( $\pm$ % FS/ $^{\circ}$ C)			
Zero point 0 ... 70 $^{\circ}$ C	$\leq 0.06$	$\leq 0.03$	$\leq 0.015$
Zero point -25 ... 85 $^{\circ}$ C	$\leq 0.08$	$\leq 0.04$	$\leq 0.02$
Span 0 ... 70 $^{\circ}$ C	$\leq 0.015$	$\leq 0.015$	$\leq 0.015$
Span -25 ... 85 $^{\circ}$ C	$\leq 0.02$	$\leq 0.02$	$\leq 0.02$
Long term stability, (3)	< 0.5% FS / < 4 mbar	< 0.2% FS / < 4 mbar	< 0.1% FS / < 0.2% FS

(1) Transducer

(2) Zero based accuracy according to DIN-16086, incl. hysteresis and repeatability at ambient temperature

(3) 1 year (typ. / max.)

## TEMPERATURE RANGE

Operating temperature	-25 ... 85 $^{\circ}$ C
Process temperatur	-25 ... 100 $^{\circ}$ C
Storage temperatur	-25 ... 85 $^{\circ}$ C

## ELECTRICAL SPECIFICATIONS

	4 ... 20 mA	0 ... 20 mA	0 ... 5 V / 0 ... 10 V
Power supply	10 ... 33 VDC	9 ... 33 VDC	15 ... 30 VDC
Supply influence	< 0.1% FS	< 0.1% FS	< 0.1% FS
Current consumption			3 mA
Circuit diagram			
Load resistance			$R_L > 10k\Omega$
Load influence	< 0.1% FS	< 0.1% FS	< 0.1% FS

## QUALIFICATIONS

	Description	Level	Typical interferences
EN 61000-4-2	Electrostatic discharge	4 kV contact / 8 kV air	
EN 61000-4-3	Irradiated RF	10V/m (0.08 ... 1 GHz)	Radio sets, wireless phones
EN 61000-4-4	Transients (burst)	2 kV	Motors, valves
EN 61000-4-5, (1)	Surge	10 kA (8 / 20 $\mu$ s), (1)	Overvoltage
EN 61000-4-6	Conducted RF	10 V (0.15...80 MHz)	Frequency converters

(1) Only with optional overvoltage protection

## PHYSICAL SPECIFICATIONS

Materials	
Transducer	Stainless steel (316L / 1.4435)
Housing	Stainless steel (316L / 1.4404)
Seals	Viton
Surface roughness of the flush (Ra)	0.4 - 0.8

# Accessories

---

## OVERVIEW

10.00.0091	Accessories overview
HART001	Cable Socket Connector DIN43650

## Additional documents

---

## OPERATING AND SAFETY INSTRUCTIONS

	Article number
10.88.0092	DMM029

# Ordering information

	X.	XXXX.	XXXX.	XX.	XXX
<b>Type</b>					
	ATM/F	25			
<b>Pressure type</b>					
	Gauge	1			
	Absolute pressure (vacuum)	2			
	Sealed gauge	3			
<b>Pressure measuring range</b>					
	100 mbar ... 25 bar		XX		
<b>Process connection</b>					
	Milk flange DN 25 - DIN-11851 (Fig. 1), (1)		30		
	Milk flange DN 40 - DIN-11851 (Fig. 2), (1)		31		
	Milk flange DN 50 - DIN-11851 (1)		32		
	Clamp 1", DN 25 (Fig. 3)		40		
	Clamp 1 1/2", DN 25 (Fig. 3)		41		
	DIN flange DN 25		45		
	DIN flange DN 40		46		
	DIN flange DN 50		47		
	Customized		99		
<b>Electrical connection</b>					
	DIN-43650, with metal threaded part, demountable, IP 65 (Fig. 10), (2)		01		
	M16 (Binder 723), 5 pins, (2)		03		
	M16 (Binder 723), 5 pins, demountable, IP 67 (Fig. 12), (2)		43		
	MIL C26482, 10-6, IP 40 (Fig. 13), (2)		06		
	Connectable version, IP 68, M12 (Lumberg RSF4), (Fig. 15), (2)		47		
	Customized		99		
<b>Output signal</b>					
	4 ... 20 mA		05		
	0 ... 20 mA		00		
	0 ... 5 VDC		46		
	0 ... 10 VDC		47		
	4 ... 20 mA with overvoltage protection		08		
	0 ... 10 VDC with overvoltage protection		49		
	Customized		99		
<b>Accuracy</b>					
	$\leq \pm 0.5 \% \text{ FS}$		0		
	$\leq \pm 0.25 \% \text{ FS}$		1		
	$\leq \pm 0.1 \% \text{ FS}$		2		
<b>Temperature range</b>					
	0 ... 70°C compensated process temperature: -25 ... 100°C	(allowed)	0		
	-25 ... 85°C compensated (allowed process temperature: -25 ... 100°C)		1		
	-25 ... 85°C compensated (allowed process temperature: -25 ... 150°C) with cooling fins		2		
	Customized		9		

<b>Option 1</b>				
	Special oil filling: Anderol Food food applications)	(for		G
	Special oil filling: AS100 (suitable in media temp. -55 ... 150°C)			J
	Special oil filling: PAO4 (silicone free)			Q
<b>Option 2</b>				
	Electronics packed in gel: Gauge pressure			C
	Electronics packed in gel: Absolute pressure			D
<b>Option 3</b>				
	Seals: Viton (standard)			U

(1) Nut included

(2) Cable socket connector not included

# Technical drawings

## Pressure connection

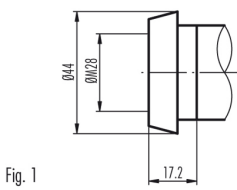


Fig. 1

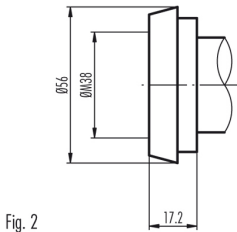


Fig. 2

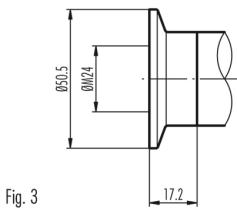
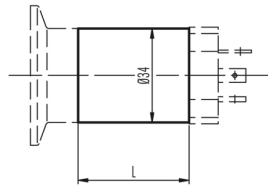


Fig. 3

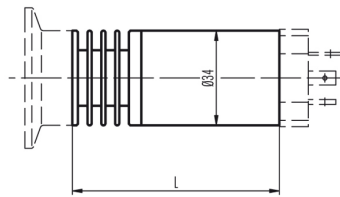
## Dimensions

Version for media temperature up to 100°C



L = 90 mm for version with surge (lightning) protection  
L = 40 mm for all other versions

Version for media temperature >100°C up to 150°C



L = 125 mm for version with surge (lightning) protection  
L = 75 mm for all other versions

## Electrical connections

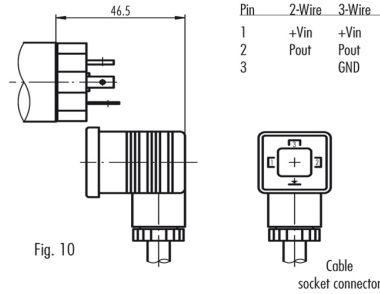


Fig. 10

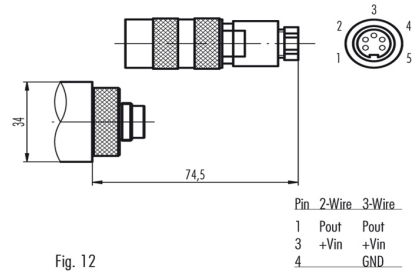


Fig. 12

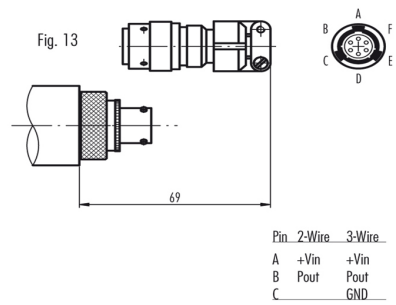


Fig. 13

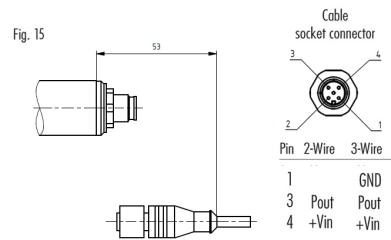


Fig. 15

Specifications may change without notice.

ST5 Headquarters, Switzerland:  
ST5 Sensor Technik, Sirmach AG  
Rütihofstrasse 8 | 8370 Sirmach | Switzerland  
sales@st5sensors.com | www.st5sensors.com

ST5 China:  
ST5 Sensor Technology (Shanghai) Co. Ltd  
Room 2603-2606 | North Building, Fortune | 108 Square  
Lane 1839 | Qixin Road | Minhang District | Shanghai | China  
sales@st5sensors.com | www.st5sensors.com.cn

ST5 France:  
ST5 France  
844 Route de la Caille | 74350 Allonzière la Caille | France  
info-fr@st5sensors.com | www.st5sensors.fr

ST5 Germany:  
ST5 Sensoren Transmitter Systeme GmbH  
Poststrasse 7 | 71063 Sindelfingen | Germany  
info-de@st5sensors.com | www.st5sensors.de

ST5 Great Britain:  
ST5 Great Britain Ltd.  
Box 3942 | Warwick | CV34 9AE | United Kingdom  
contact@st5sensors.com | www.st5sensors.co.uk

ST5 Italy:  
ST5 Italia s.r.l.  
Via Lambro 36 | 20090 Opera (MI) | Italy  
info-italia@st5sensors.com | www.st5sensors.it