

Fuji Electric Low Voltage AC Drive Selection Guide



New Micro



A compact, black AC drive unit with a control panel featuring several buttons and a small display. It is shown against a background of a modern office interior with a curved desk.



FRENIC New Mini



A blue AC drive unit with a digital display showing '60.00' and several control buttons. It is shown against a background of industrial machinery.



FRENIC ACE



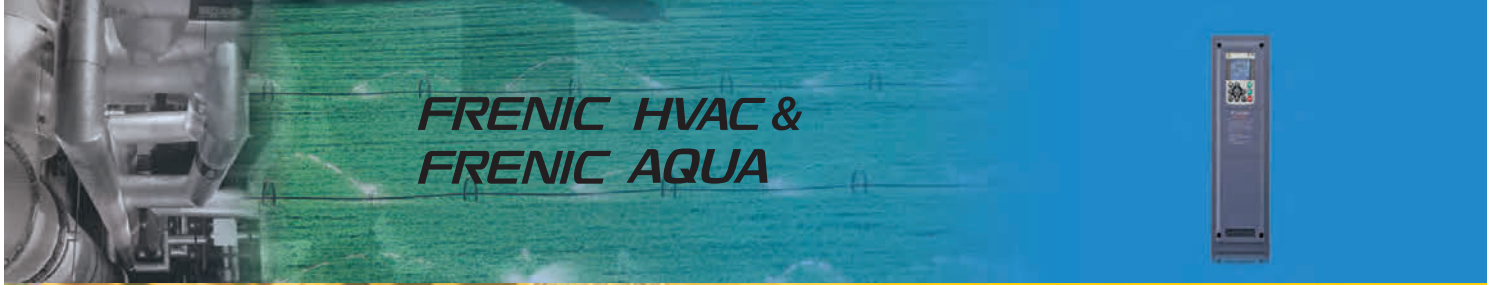
A tall, black AC drive unit with a control panel at the top. It is shown against a background of an industrial facility with yellow structures.




FRENIC MEGA



A tall, black AC drive unit with a digital display showing '6000' and control buttons. It is shown against a background of an industrial plant with smokestacks.



FRENIC HVAC & FRENIC AQUA



A tall, black AC drive unit with a control panel. It is shown against a background of a large industrial water tank.



FRENIC Lift & FRENIC ACE-GALM3X



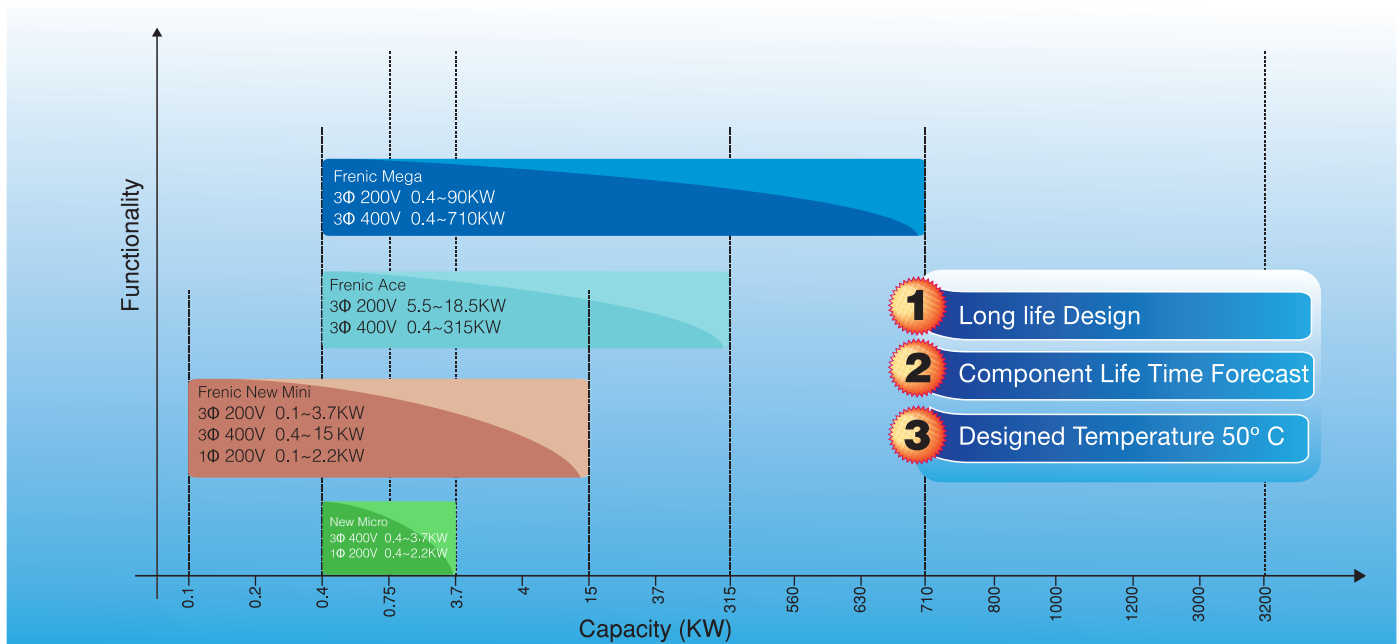
A large, black AC drive unit with a control panel. It is shown against a background of a modern building with a glass facade.

Frenic General Purpose Low Voltage AC Drive Selection Table

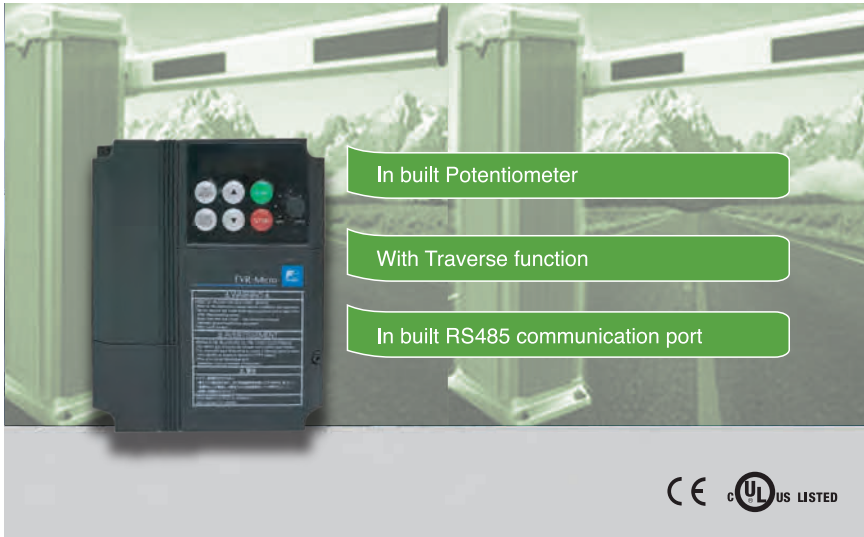
Applications		FRENIC SERIES				
		NEW MICRO	NEW MINI	HVAC/AQUA	ACE	MEGA
Fan	Air handling unit	•	•	•	•	•
	Dryer	•	•	•	•	•
	Boiler Fan	•		•	•	•
	Compressor			•	•	•
	Cooling-tower fans		•	•	•	•
	Ventilating fans	•	•	•	•	•
Machine Tools	Grinding Machine				•	•
	Milling Machine				•	•
	Boring machine				•	•
	Turntable				•	•
	Winding Machine				•	•
	Press				•	•
Conveyance Machinery	Crane (Travelling, Traversing, Hoisting)	•	•		•	•
	Conveyor (Belt, Chain, Screw, Roller)	•	•		•	•
	Lift				•	•
	Car Parking System		•		•	•
	Elevator, Escalator		•		•	•
Chemical Machinery/Wood working machines	Fluids mixing machine		•		•	•
	Extruder		•		•	•
	Vibrator	•	•		•	•
	Centrifugal separator		•		•	•
	Coating Machine				•	•
	Sanding machine			•	•	•
Electric Pumps	Submersible pump			•	•	•
	Cooling water pump	•	•	•	•	•
	Sludge pump	•			•	•
Packaging Machinery	Individual packing/inner packing	•	•		•	•
	Packing machine	•	•		•	•
Paper making/Textile machinery	Spinning machine				•	•
	Knitting machine				•	•
	Textile printing machine	•	•		•	•
	Industrial sewing machine		•		•	•
	Synthetic fiber manufacturing plant		•		•	•
	Slitters		•		•	•
Other machinery	Automated food/medicine blending machine		•		•	•
	Commercial-use washing machine	•	•		•	•
	Offset printing press				•	•
	Bookbinding machine	•	•		•	•
	Car washing machine	•	•		•	•
	Shredder		•		•	•
	Food washing machine	•	•		•	•
	Test Equipment		•	•	•	•
	Crushers				•	•
	Air Curtains/window shades/kitchen ventilating fans		•	•	•	•

*NOTE: This is only a general guideline. Please contact us for exact details of applications.

Frenic General Purpose Product lineup

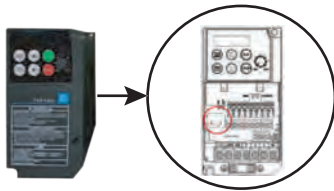


New Micro



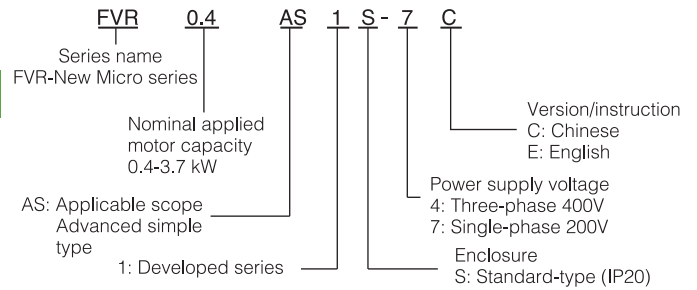
Features

- Starting Torque : 200% for 0.5s, 150%for 60s
- PID Process Control Function
- Non Linear V/f pattern
- Digital Inputs: 5
- Digital Outputs: 1
- Relay Outputs : 1
- Analog Inputs: 2
- Analog Outputs: 1
- With In-Built Braking Transistor



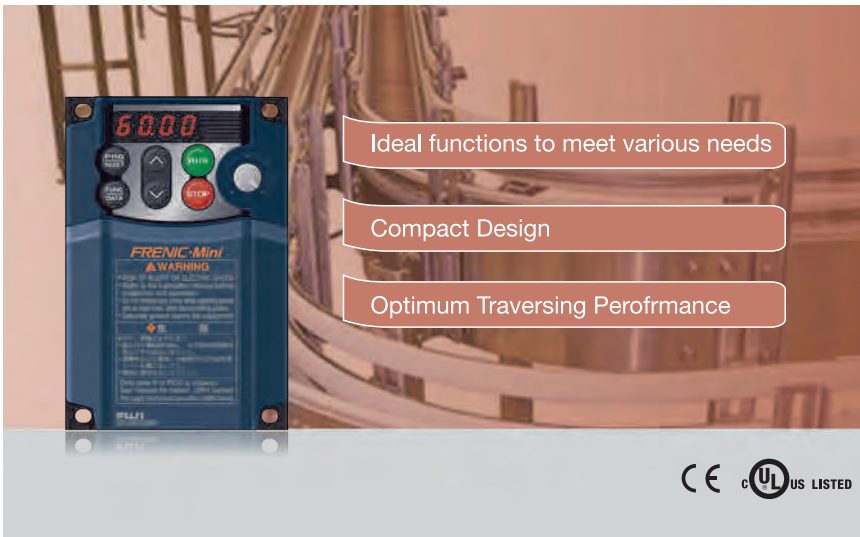
■ **Built-in RS-485 communications port (RJ-45) as standard**
RS-485 Communications are available as standard specification

Ordering information



FRENIC-NEW Mini

Integrated Design and Advance Technology



Features


- Starting Torque: 200% for 0.5 sec, 150% for 1 min
- Stable Operation at low speed
- PID Control Function
- Non Linear V/F Pattern
- Digital inputs : 5
- Digital outputs : 1
- Relay outputs : 1
- Analog inputs : 2
- Analog outputs : 1
- In-Built RS485 port

Network capabilities standard

● RS-485 communications port

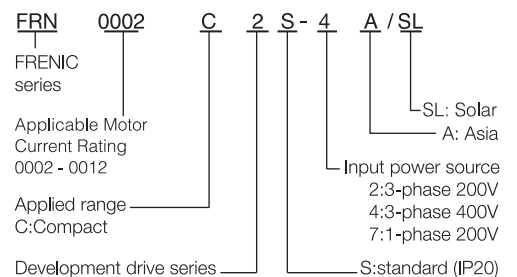
Communications can be controlled through the standard RS-485 communications port using the Modbus-RTU or Fuji inverter protocol

- Dynamic Torque Vector Control System
- Slip Compensation Shortens setting time
- Fastest CPU Processor in its Class
- PID Control Function
- Cooling Fan ON/OFF Control Function
- Synchronous Motor Control - Use of sensorless synchronous motor control together with the motor can reduce energy consumption



RS-485 communications connector

Ordering information





Features

- Starting torque: 200% for 0.5 sec
150% for 1 min
- Synchronous motor with sensorless vector control
- 1-channel on-board RS485 communications port
- Removable keypad
- Removable control terminal block board
- Digital Inputs : 7
- Digital Outputs : 2
- Relay outputs : 1
- Analog Inputs : 2
- Analog Outputs / FMP : 2

Customizable Logic

- User uniquely can customize the functions for inverter

An external circuit configured of a simple PLC or an external relay timer etc, is not required, and the control functions necessary for customer's machinery and applications can be achieved by combination of various operation function in the inverter



Example: Hoist crane application

FRENIC-ACE with hoist control logic

- (1) Set speed program
- (2) Reset the alarm by using the push-button switch
- (3) Mechanical limit switch function
- (4) Detect load
- (5) Automatic speed drive when no load is detected
- (6) Overload stop function



Dedicated/specialized functions for hoist application implemented by using customizable logic

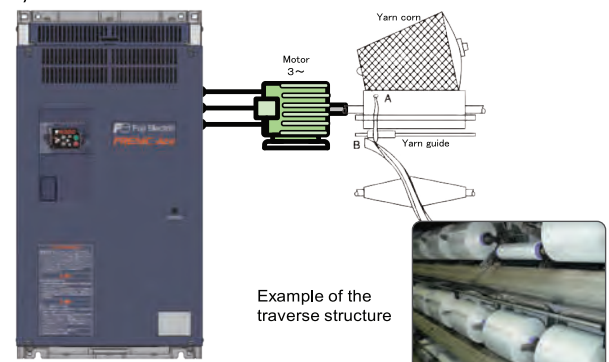
- Operation Environment: OS : Windows7, Converter: USB-485I RJ45-T4P or TP-E1U

Traverse

Implemented functions

- Enable/disable Traverse operation (by external terminal [X1])
- Traverse operation (Amplitude, Jump quantity and Rising/Falling time can be set)
- Center frequency shift function (Shift frequency can be set and the shift direction can be switched by external terminals [X2], [X3])

System architecture



Example of the traverse structure

Ordering information

FRN 0002 E 2 S-4GB

FRENIC Series

Three phase 400V class:
Rating current level of ND specification
[Model: 0002 to 0590]
Three phase 200V class:
Rating current level of HND specification
[Model: 0030 to 0069]

GB: Global
Input power supply:
4: 400V, 2: 200V

Enclosure:
S: standard (basic type)
E: EMC filter built-in type

CONTROL

- 7 Digital Input, 2 Digital Output, 1 Relay Output, 2 Analog Input, 1 Analog Output, Integrated Can Open & Mod '4A'
- 7 Digital Input, 2 Digital Output, 1 Relay Output, 2 Analog Input, 2 Analog Output, Integrated Modbus: '4GB'

FRENIC-MEGA

Best Vector Control Performance



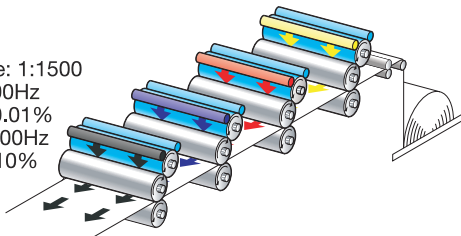
Features

- Starting Torque: 200% for 3 sec, 150% for 1 Min
- Ideal for highly accurate control
- Fuji's Original Dynamic torque vector control
- Quick reaction to the Impact load
- Servo lock function
- Digital Inputs : 9
- Digital Outputs : 4
- Relay outputs : 2
- Analog inputs : 3
- Analog Outputs : 2

Ideal for highly accurate control such as positioning

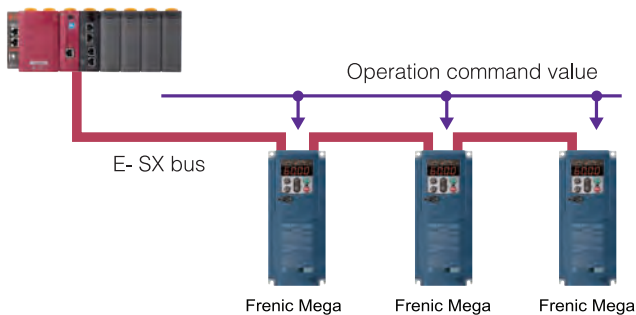
PG vector control.

- Speed control range: 1:1500
- Speed response: 100Hz
- Speed accuracy: $\pm 0.01\%$
- Current response: 500Hz
- Torque accuracy: $\pm 10\%$



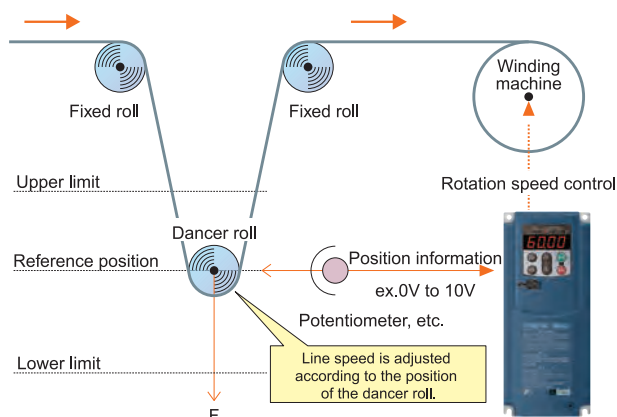
SX Bus

High-speed process and distributed arrangement of the E-SX bus and the SX bus allow seamless connections with control indicators and inverter servos. Supporting various open network systems such from a small-scale application built in a machine to hierarchical distributed system of large-scale line and facility devices can be constructed.



Dancer control function for winding control

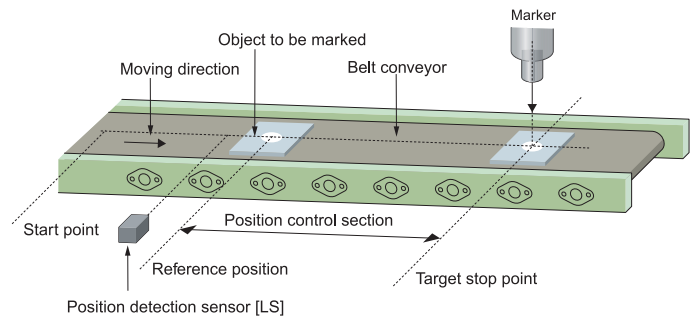
Quick response through inbuilt PID control



MEGA World keeps Expanding

PG option for positioning control

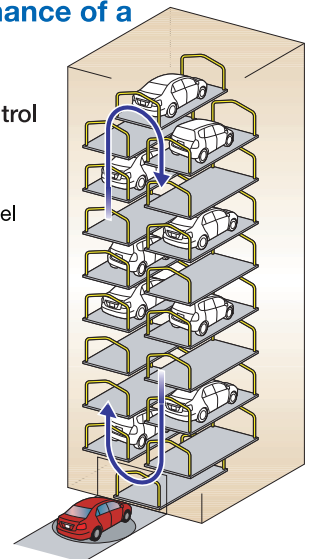
This control function is best suited for the application that requires highly accurate positioning such as that of the conveyance machine.



Maximizing the performance of a general-purpose motor

Speed sensor-less vector control

Useful for the application that required a high starting torque, such as the gondola type multi-level car parking tower



Ordering Information

FRN	0.75	G	1	S - 4	A
FRENIC series					
Applicable motor rating 0.4kW - 630kW					A: Asia
Applicable range G: High performance, multifunctional type					Input power source 4: 3-phase 400V 2: 3-phase 200V
Development Drive Series					Enclosure S: Standard

FRENIC-HVAC & FRENIC-AQUA

Energy Saving and Environment Friendly Drive



Features

- EMC filter
- Built in DC Choke
- Slim Body
- 4-PID Control functions
- Customize logic functions
- Separate IP55 enclosure series
- Real time clock
- Torque Vector control
- 2 Level Password function
- Standard Communications: BAC net, Modbus RTU, Metasys N2
- Digital inputs : 9
- Digital outputs : 4
- Relay outputs : 2
- Analog inputs : 3
- Analog outputs : 2

Functions suitable for HVAC

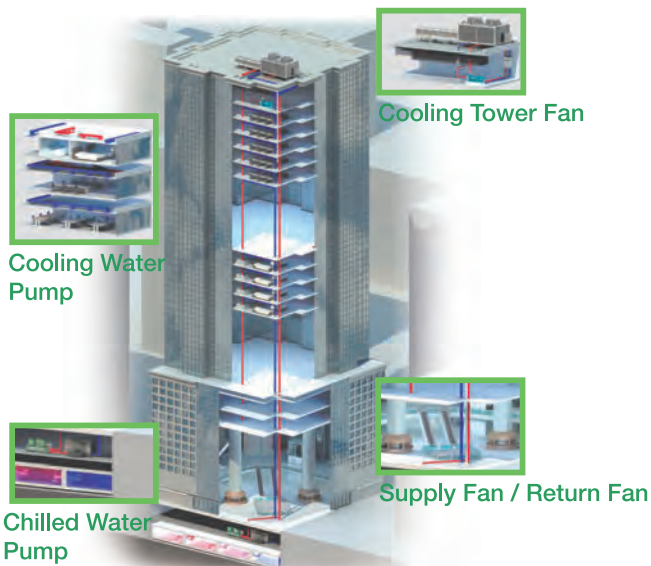
- Optimum Control
- Linearization function
- Wet-bulb temperature presumption control
- Filter Clogging prevention function
- Fire mode



Functions suitable for AQUA

- Cascade control
- Mutual operation
- Dry pump detection
- Slow flowrate function
- Anti-jam function
- Boost function

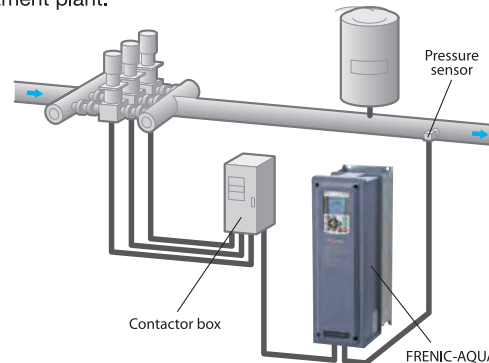
Optimum Control for HVAC facilities



Optimal Function for Usage in Water Treatment

Cascade control

The cascade control is the function that controls the multiple pumps by one drive. The pumps are controlled with combination of inverter drive and commercial drive. This can be applied in a large-scale water treatment plant.



Drive motor floating method (FLOATING)

Max. 4 units + 1 unit (Auxiliary motor)

Drive motor fixed method (FIXED)

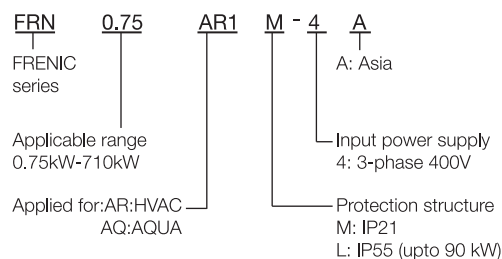
Max. 1 unit (Driven by inverter) + 8 units (Commercially driven) + 1 unit (Auxiliary motor)

User friendly, easy to see keypad



1. Present value (PV)
2. Setting value (SV)
3. Manipulating value (MV)
4. Frequency
5. Output current
6. Output voltage
7. Torque
8. Rotation speed
9. Power consumption
10. Cumulative energy

Ordering information




FRENIC-Lift

Exclusive Drive for Comfort Elevator



Features

- Overload Capacity: 200% for 10sec
- High performance vector control
- Built in PG feedback circuit
- Reduction of torque ripple realizes low vibration
- Regenerative Direction selection for ARD.
- Short floor & creepless functions
- Also available in single phase 200V for home elevator
- IM/PMSM common drive
- A braking circuit is built in the inverter of all capacities.

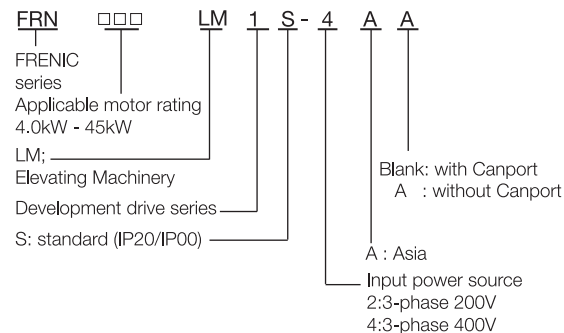


One inverter for all types of Elevators using

- Induction Motors open loop/closed loop
- Permanent Magnet synchronous Motors with Magnetic Pole position offset tuning, Static tuning (Deroping not required)

- Rescue operation with ups or batteries

Ordering information



FRENIC-ACE - GALM3X

Compact Drive for Elevator



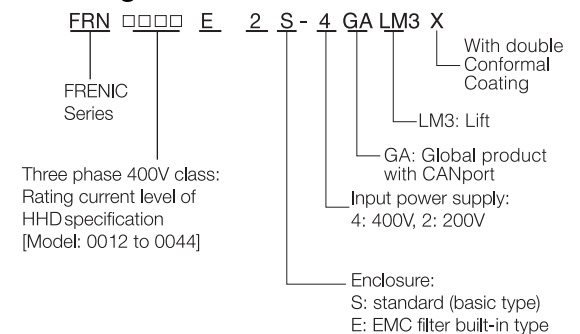
Features

- Applicable for Geared (Induction) motor open loop & close loop application.
- Brake Control Function.
- Output contactor function with BX signal.
- Equipped with functional safety (STO), hence you can avoid MC contactor.
- Simple rescue operation with UPS.
- Multistep speed command with six independent settable S-curve during acceleration/ deceleration.
- Soft start operation with DC braking at start up.



- Torque boost gain & compensation response times can be adjustable independently in both normal & UPS operation.
- Automatic control of Cooling fan.
- Auto-reset operation.
- Driving Prohibition function.
- FWD/ REV command check function.
- Overload protection.
- CAN BUS port Built-in
- Deliverance operation during UPS operation
- Overload Capacity : 200% for 0.5 Sec. & 150% for 60 Sec. @ ambient of 50 degree Celsius.

Ordering information



Other Fuji Electric Industrial Automation & Control products




Medium Voltage AC Drive



HMI, PLC & Motion Products



Instrumentation Products



Semiconductor Products



Electrical Distribution & Control

Head Office:

Fuji Electric India Private Ltd.

409-410, Meadows, Sahar Plaza, J.B.Nagar, Andheri-Kurla Road, Andheri (E), Mumbai - 400 059. India
 Phone: +91-22-4252 4850, 4010 4870/71, 2820 6383 | Fax: +91-22-4010 4872

E-mail: info@fein.fujielectric.com | www.fujielectric.co.in

Fuji Electric India Drive Factory : Block No. I-6, Sumeet Logistics & Industrial Park,
 Off. Mumbai Nashik Highway, Village Kukse, Taluka Bhiwandi - 421302,
 District - Thane, Maharashtra India

Faridabad Branch: Phone: +91-0129-4901446 / 0129-4901435

Chennai Branch: Phone: +91-044-4203 6718, 4273 8247

Kolkata Branch: Phone: +91-33-3984 5275, 3984 5282 | Fax: +91-33-2217 1137

Pune Branch: Phone: +91-20-6727 8000 | DID: +91-20-6727 8106 | Fax: +91-20-6727 8001

Ahmedabad Branch: Phone: +91-079-4009 4871, 4009 4870

Hyderabad Branch: Phone: +91-9703 888988, 9553 847782

Bangalore Branch: Phone: +91-080-4050 9200 | Fax: +91-080-4050 9300

Chandigarh Branch : +91-0172-5076589

Authorized Channel Partner

